

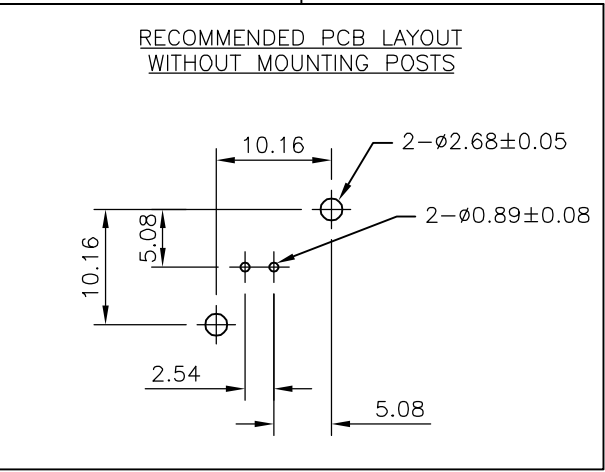
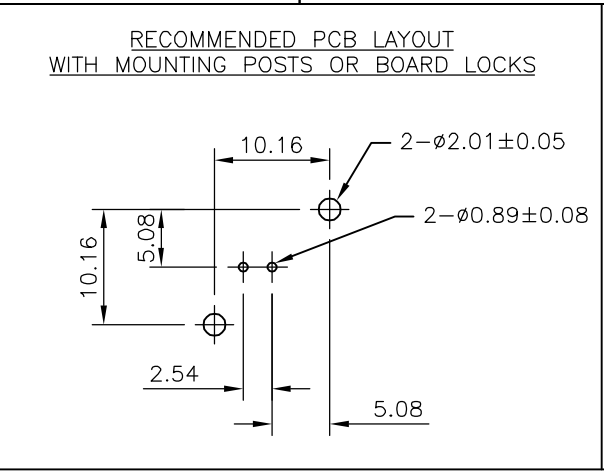
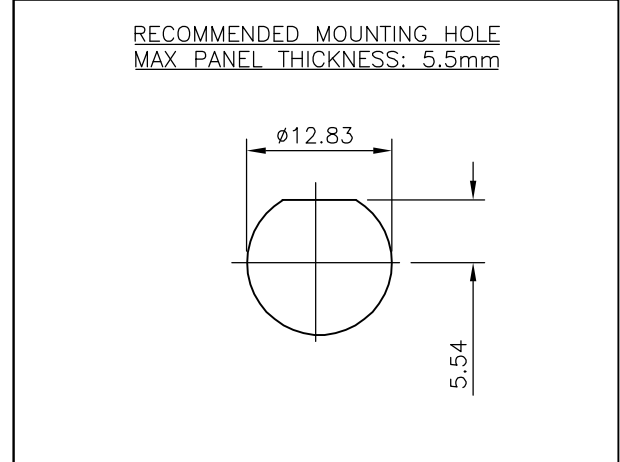
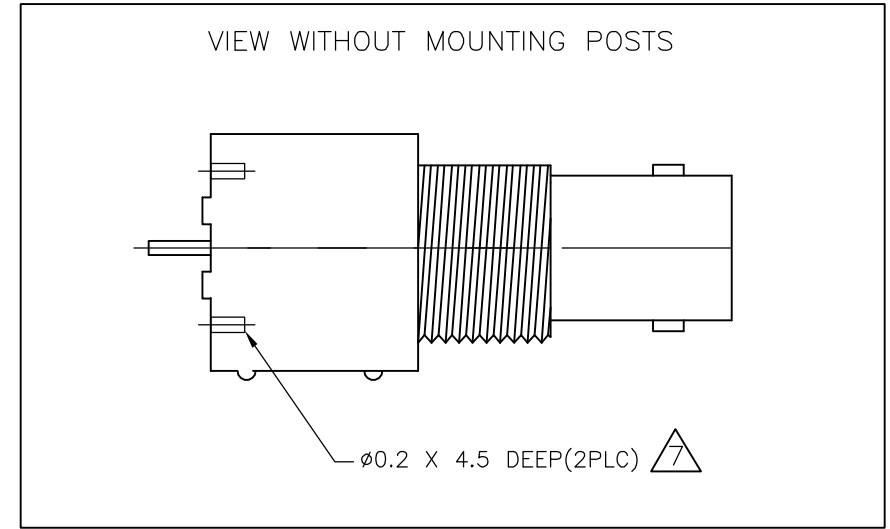
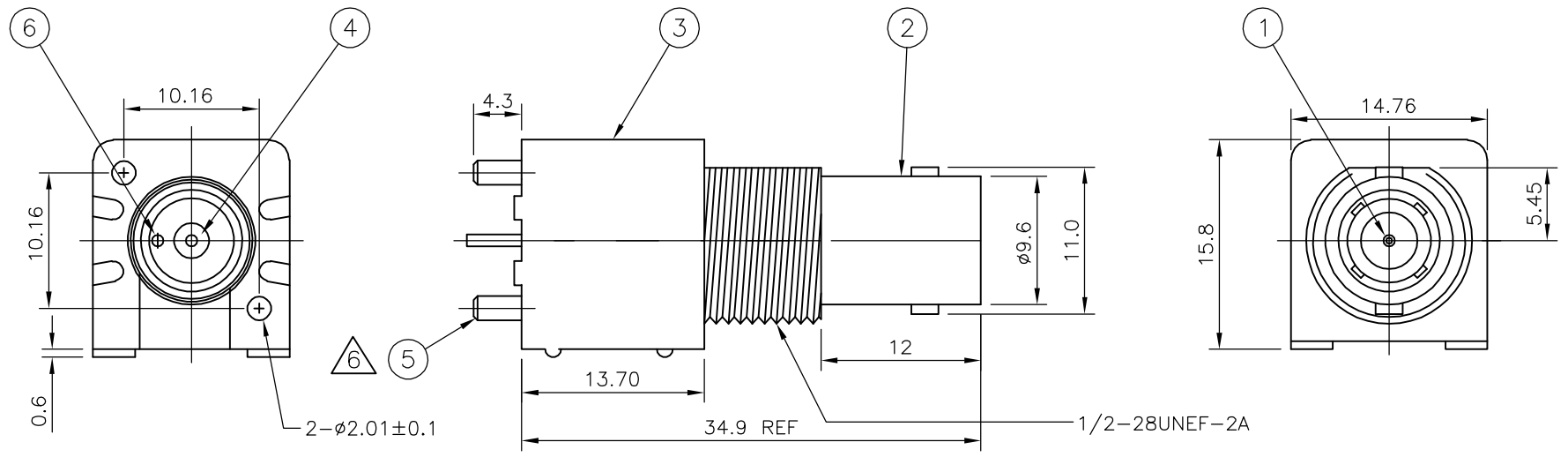
THIS DRAWING IS UNPUBLISHED. RELEASED FOR PUBLICATION AUGUST, 2005.
 © COPYRIGHT 2005 BY TYCO ELECTRONICS CORPORATION. ALL RIGHTS RESERVED.

LOC	DIST	REVISIONS			
P	LTR	DESCRIPTION	DATE	DWN	APVD
E	B	C	ECR-05-006587	02AUG05	JMS FWK

- NOTES:
- 1 SINGLE PACK IN ACCORDANCE WITH AMP SPEC 107-3275
 - 2 50 TRAY PACK IN ACCORDANCE WITH AMP SPEC 107-3275
 - 3 Au PLATING OVER Ni PLATING OVER Cu PLATING
 - 4 Ni PLATING OVER Cu PLATING
 - 5 TIN PLATING
 - 6 MOUNTING POSTS ARE OPTIONAL SEE TABLE FOR PART NUMBERS
 - 7 RECOMMENDED SELF-TAPPING SCREW 221108-4
 - 8. RECOMMENDED MOUNT NUT 1-1634816-0
 - 9. RECOMMENDED LOCKWASHER 1-1634817-0
 - 10. CHARACTERISTICS

FREQUENCY RANGE:	DC - 4GHz
NOMINAL IMPEDANCE:	50 OHMS
WORKING VOLTAGE:	500V RMS
INSULATION RESISTANCE:	5000 MOHMS
DIELECTRIC WITHSTAND VOLTAGE:	1500V RMS
CONTACT RESISTANCE:	
CENTRE CONTACT	1.5 mOHMS
OUTER CONTACT	0.2 mOHMS
 - 11. MECHANICAL CHARACTERISTICS

DURABILITY:	50 CYCLES
-------------	-----------
 - 12. FOR TECHNICAL DATA REFER TO YOUR LOCAL TYCO ELECTRONICS SALES OFFICE
 - 13. ALL DIMENSIONS ARE NOMINAL FOR REFERENCE ONLY UNLESS OTHERWISE STATED



QTY	1	1	1	1	MATERIAL	DESCRIPTION	ITEM
	1	1	1	1	BRASS	SOLDER TAIL	6
	-	-	1	1	BRASS	MOUNTING POST	5
	1	1	1	1	PE-606	INSULATOR	4
	1	1	1	1	PBT WHITE	HOUSING	3
	1	1	1	1	ZINC ALLOY	BODY	2
	1	1	1	1	BRASS	CONTACT	1
	6--1	1--1	6--0	1--0			
	2	1	2	1			
QUANTITY PER ASSY				PARTS LIST			

THIS DRAWING IS A CONTROLLED DOCUMENT.		DWN J.SANDWELL 02AUG05	Tyco Electronics Corporation Bideford, UK, EX39 4HE													
DIMENSIONS: mm		CHK S.PARLOW 02AUG05														
TOLERANCES UNLESS OTHERWISE SPECIFIED:		APVD F.WHEELER-KING 02AUG05	NAME BNC STRAIGHT INSULATED PCB SOCKET 50 OHM WHITE													
<table border="0"> <tr><td>0 PLC</td><td>± -</td></tr> <tr><td>1 PLC</td><td>± -</td></tr> <tr><td>2 PLC</td><td>± -</td></tr> <tr><td>3 PLC</td><td>± -</td></tr> <tr><td>4 PLC</td><td>± -</td></tr> <tr><td>ANGLES</td><td>± -</td></tr> </table>		0 PLC	± -	1 PLC	± -	2 PLC	± -	3 PLC	± -	4 PLC	± -	ANGLES	± -	PRODUCT SPEC 108-3435	SIZE A3	
0 PLC	± -															
1 PLC	± -															
2 PLC	± -															
3 PLC	± -															
4 PLC	± -															
ANGLES	± -															
MATERIAL SEE TABLE		APPLICATION SPEC N/A	CAGE CODE 00779	DRAWING NO C-1337541												
FINISH SEE TABLE		WEIGHT -	RESTRICTED TO -													
CUSTOMER DRAWING			SCALE NTS	SHEET 1 OF 1												
			REV C													